



How to Access the Character Skills Snapshot for SSAT Test Takers

The
Enrollment
Management
Association



Step 1: Register for SSAT

My Tests Practice Check Scores Apply Inquire Profile

Back to Portal Home About You Find a Test Reporting Add-Ons Payment All Done

My Tests







[Apply for / View My Accommodations](#)

Register for SSAT

[Get the Official SSAT Practice Tools](#)

New Test Registration

Register for the SSAT in 6 simple steps! Read this page to be sure you have everything you need before you begin.

- 1. About You** 
First, we'll need to know if you will require any test accommodations when testing.
- 2. Finding a Test** 
Then, you will select when and where you would like to test.
- 3. Reporting** 
Next, select members of The Association's to receive your scores or designate a member school as an advisor who can view and forward your scores on your behalf.
- 4. Optional Add-Ons** 
Add a score alert so you'll know the moment your scores are available, order a printed score report, or purchase your writing sample to review what you wrote on test day!
- 5. Payment** 
If you have been provided a fee waiver by a member school, please have it ready. We accept Visa, MasterCard, and Discover.
- 6. All Done** 
Once your registration is confirmed, print your admission ticket and review what to bring (and what to leave at home) on test day.

[Let's Get Started >](#)

Step 2: Email Notification

SSAT Registration Information

Character Skills Snapshot
to me

Feb 28 (6 days ago)

Dear Mary,

Thanks for registering Giovanni for the SSAT that will take place on Nov 23, 2017 at 10:00AM.

Now that Giovanni is registered for the SSAT, they can take the Character Skills Snapshot. The Snapshot is a new tool for schools to discover more about your child as an applicant. Students may include the results of The Snapshot as part of their application to participating schools. Including the results as part of an application provides schools the opportunity to learn more about your child when making admissions decisions.

[Get Started and Learn More About The Snapshot](#)

What is The Character Skills Snapshot?

- Investigates eight character skills
- On-demand, online assessment that you take at home- results will be available from your SSAT.org account by mid-December
- Students can only take The Snapshot once per academic year
- Untimed, though most students take on average 20 minutes to complete

Sincerely,
The Team that Creates the SSAT

If you have further questions regarding The Snapshot, please review our [Frequently Asked Questions](#).

Callout 1: Email sent to parent immediately after registering student for SSAT

Callout 2: Link to get you started with the Snapshot

Callout 3: Link to FAQ

Step 3: Get Started

Parent Account

The SSAT

Student: Giovanni Jones

Welcome, Mary Smith • [Manage Account](#) • [Log off](#)

SSAT / Snapshot Practice Check Scores Apply to Schools Inquire SAO Profile

Character Skills Snapshot

[Back to Portal Home](#)

Character Skills Snapshot

SSAT Tests

[Apply for / View My Accommodations](#)

[Register for SSAT](#)

[Get the Official SSAT Practice Tools](#)

The Character Skills Snapshot

The Snapshot is a new, online tool that measures a child's character skills.

[Read Frequently Asked Questions](#)

Before Giovanni can take The Snapshot, please complete the following:

- Electronically submit the Parental Consent form
- Agree to an Integrity Statement

[Get Started >](#)

Instructions for parent prior to unlocking the Snapshot

What do I need to know about The Snapshot?

- On-demand, online assessment that you take at home
- Results will be available from your SSAT.org account by mid-December
- Students can only take The Snapshot once per academic year- results can be sent to an unlimited number of schools
- You select which schools will receive your child's results. The Snapshot may be required or recommended depending on the application process of each participating school
- Untimed, though most students take on average 20 minutes to complete
- Access to The Snapshot is free if your student is registered for the SSAT

Step 4: Parent Consent

Parent Account

The screenshot shows the top navigation bar of the SSAT website. On the left is the logo 'The SSAT' with a plus sign below it. In the center, there is a 'Student:' dropdown menu currently showing 'Giovanni Jones'. On the right, there is a user greeting 'Welcome, Mary Smith' followed by links for 'Manage Account' and 'Log off'. Below the navigation bar is a horizontal menu with options: 'SSAT / Snapshot', 'Practice', 'Check Scores', 'Apply to Schools', 'Inquire', and 'SAO Profile'. The main content area has a purple header that reads 'Character Skills Snapshot'.

Parent must read, agree to and sign the consent form

- [← Back to Portal Home](#)
- Character Skills Snapshot**
- [SSAT Tests](#)
- [Apply for / View My Accommodations](#)
- [Register for SSAT](#)
- [Get the Official SSAT Practice Tools](#)

Parent Consent Form

Please read and complete the following consent form in order for Your Child to access and use the Character Skills Snapshot ("Snapshot").

Child's Full Name

The Enrollment Management Association ("The Association") is the exclusive owner and operator of the Character Skills Snapshot ("Snapshot"), an assessment designed to measure eight essential character skills in students seeking admission to a Member School of the Association: resilience, open-mindedness, responsibility, teamwork, social awareness, self-control, intellectual curiosity, and initiative. Individual student results produced by the student's participation in the Snapshot and The Association's evaluation of those results will be made available to Member Schools of The Association that request the information as part of a student's application for admission and/or enrollment.

By clicking "I Agree" below, You, as the Parent/Guardian (referred to herein as "You", "Your", "I", "Me", "My") of the Child named above (referred to herein as the "Child" or "Student"), are verifying that You are in fact the parent or legal guardian of the Child who will access and use the Snapshot, and You hereby agree and consent to all of the following terms, both individually and on behalf of the Child, and acknowledge that you understand each of the below statements:

Step 5: Parent Integrity Statement

The SSAT

Student: Giovanni Jones

Welcome, Mary Smith • Manage Account • Log off

SSAT / Snapshot

SAO Profile

Parent Integrity Statement

I promise that my child will be the only one who will answer the questions in the Snapshot. I will not, in any way, influence my child's responses to the Snapshot assessment, and I will ensure that my child does not receive guidance from any outside sources (e.g., the internet, notes, and other people). I understand that any influence on my part could provide the school with a false sense of my child's characteristics, which could lead to inaccurate team building, an inaccurate view of my child by school teachers and staff, and potentially disqualify my child from certain opportunities. It is in my child's best interest to allow them to respond as honestly as possible.

I acknowledge that my child will also be required to agree to the SAO Integrity Statement in order to gain access to The Snapshot.

Cancel **I Agree**

Parent must read and agree to the Integrity Statement

and The

d/or

The screenshot shows a web portal for 'The SSAT'. At the top, it displays the user's name 'Mary Smith' and the student's name 'Giovanni Jones'. A modal window titled 'Parent Integrity Statement' is open, containing a promise to ensure the child answers questions honestly without external influence. Below the promise is an acknowledgment that the child must also agree to a separate SAO Integrity Statement. At the bottom of the modal are 'Cancel' and 'I Agree' buttons. A yellow callout bubble points to the 'I Agree' button with the text 'Parent must read and agree to the Integrity Statement'. The background shows a sidebar with navigation options like 'Character Skills Snapshot', 'SSAT Tests', and 'Apply for / View My Accommodations'.

Step 6: Parent Portion Complete

The SSAT

Student: Giovanni Jones

Welcome, Mary Smith • Manage Account • Log off

SSAT / Snapshot Practice Check Scores Apply to Schools Inquire SAO Profile

Character Skills Snapshot

[Back to Portal Home](#)

Character Skills Snapshot

SSAT Tests

[Apply for / View My Accommodations](#)

[Register for SSAT](#)

[Get the Official SSAT Practice Tools](#)

The Character Skills Snapshot

The Snapshot is a new, online tool that measures a child's character skills

[Read Frequently Asked Questions](#)

Giovanni can now take the Character Skills Snapshot!

Now it's time for Giovanni to take the assessment. Please ask your child to sign in using their SSAT.org username and password.

[Modify my Parental Consent](#)

Parent part complete. Student must log into their SSAT account.

What do I need to know about The Snapshot?

- On-demand, online assessment that you take at home
- Results will be available from your SSAT.org account by mid-December
- Students can only take The Snapshot once per academic year- results can be sent to an unlimited number of schools
- You select which schools will receive your child's results. The Snapshot may be required or recommended depending on the application process of each participating school
- Untimed, though most students take on average 20 minutes to complete
- Access to The Snapshot is free if your student is registered for the SSAT

Step 7: Student Log In

Student Account



What would you like to do?



Select Take the Character Skills Snapshot

The Enrollment Management Association



Step 8: Get Started

Student Account

The screenshot shows the SSAT Character Skills Snapshot website. At the top, there is a navigation bar with a plus sign on the left and several menu items: 'SSAT / Snapshot', 'Practice', 'Check Scores', 'Apply to Schools', 'Inquire', and 'SAO Profile'. Below the navigation bar is a large purple banner with the text 'Character Skills Snapshot'. On the left side, there is a sidebar with a back arrow and the text 'Back to Portal Home', followed by a list of links: 'Character Skills Snapshot', 'SSAT Tests', 'Apply for / View My Accommodations', 'Register for SSAT', and 'Get the Official SSAT Practice Tools'. The main content area features a heading 'The Character Skills Snapshot' and a bold statement: 'The Snapshot is a new, online tool that measures a child's character skills.' Below this is a link to 'Read Frequently Asked Questions'. A box titled 'Take The Snapshot' contains a paragraph explaining that the tool measures eight character skills and that parents/guardians will receive a report. At the bottom of this box is a red button that says 'Start Taking The Snapshot >'. Below the box is a section titled 'What do I need to know about The Snapshot?' with a bulleted list of instructions.

SSAT / Snapshot Practice Check Scores Apply to Schools Inquire SAO Profile

Character Skills Snapshot

[Back to Portal Home](#)

Character Skills Snapshot

SSAT Tests

[Apply for / View My Accommodations](#)

[Register for SSAT](#)

[Get the Official SSAT Practice Tools](#)

The Character Skills Snapshot

The Snapshot is a new, online tool that measures a child's character skills.

[Read Frequently Asked Questions](#)

Take The Snapshot

The Snapshot measures eight character skills like level of curiosity, teamwork, and initiative. Upon completion of the assessment your parents/guardians will receive a report that you can share with schools in addition to other academic measures.

[Start Taking The Snapshot >](#)

What do I need to know about The Snapshot?

- There are two sections and you must complete both sections
- Untimed, though most students take on average 20 minutes to complete the entire Snapshot
- It's important that you answer honestly and without help
- The Snapshot can only be taken once per academic year and, unlike the SSAT, there's no official practice guide

Step 9: Student Integrity Statement

SSAT / Snapshot

← Back to Portal Home

Character Skills Snapshot

SSAT Tests

Apply for / View My Accommodations

Register for SSAT

Get the Official SSAT Practice Tools

Student Integrity Statement

I promise that I am the only one who will answer the questions in the Snapshot. I will answer honestly and I will not seek out or accept guidance from any outside sources (e.g., the internet, notes, or parents). I understand that some schools that I am interested in may use my results to decide who I will be paired with in classrooms and who I will room with (if applying to boarding schools). It is in my best interest to respond as honestly as possible.

Cancel **I Agree**

in addition to other academic measures.

Start Taking The Snapshot >

What do I need to know about The Snapshot?

- There are two sections and you must complete both sections
- Untimed, though most students take on average 20 minutes to complete the entire Snapshot
- It's important that you answer honestly and without help
- The Snapshot can only be taken once per academic year and, unlike the SSAT, there's no official practice guide

Student Account

Student reads and agrees to Integrity Statement

Step 10: Completion Screen

SSAT / Snapshot Practice Check Scores Apply to Schools Inquire SAO Profile

Character Skills Snapshot

[Back to Portal Home](#)

Character Skills Snapshot

SSAT Tests

[Apply for / View My Accommodations](#)

[Register for SSAT](#)

[Get the Official SSAT Practice Tools](#)

The Character Skills Snapshot

The Snapshot is a new, online tool that measures a child's character skills.

[Read Frequently Asked Questions](#)

You have successfully completed taking The Snapshot!

Results from The Snapshot will be available in mid-December 2017. Your parents will receive an email when they are ready for review. At that time, you will be able to select which schools receive results.

The Character Skills

Please note that all students have eight character skills just in varying degrees.

- Initiative**
Initiative refers to a student's ability to take charge of a situation and initiate action without being prompted by others.
- Intellectual Curiosity**
Intellectual curiosity refers to a student's interest in and enjoyment of activities that require a lot of complex thought.
- Open-mindedness**
Open-mindedness describes a student's willingness to try new things and their receptiveness to new ideas.
- Resilience**
Resilience describes a student's capacity to function effectively despite encountered difficulties or stressors.
- Responsibility**
Responsibility refers to a student being accountable for their behavior.
- Self-control**
Self-control describes a student's ability to control their thoughts, emotions, and actions.
- Social Awareness**
Social awareness describes a student's ability to identify context-appropriate behaviors.
- Teamwork**
Teamwork refers to a student's ability to navigate social interactions, engage in supportive behaviors, and function in teams.

Student completes the Snapshot